




"Portal para Padres"
CPS - Parent Portal

Walter L. Newberry
Math & Science Academy
Linda Foley-Acevedo, Principal
Ed Collins, Asst. Principal
(773) 534-8000



Formando su cuenta - Setting up your account



Oprima el logo de Internet Explorer
Vaya a www.parent.cps.k12.il.us.
Usted vera lo siguiente en la pantalla
Abajo de la pantalla oprima la línea
que dice "click here to sign up"

Click on Internet Explorer
Go to www.parent.cps.k12.il.us.
You will see the following screen
On the bottom of the screen click
on the icon "click here to sign up"

Sign In to ParentConnection Help

District Chicago Public Schools

Username


Password

[Click here to sign up](#)

© 2005 Campusware LP. All rights reserved.



Formando su cuenta - Setting up your account



Parent Account Signup

Please enter accurate information in the following fields. This information will be compared against student records as a qualification for approval. Items with a * are required. **Please do not use nicknames, but rather your full legal name.**


Username:	<input type="text"/>	Your First Name*:	<input type="text"/>	M.I. <input type="text"/>
Password:	<input type="password"/>	Your Last Name*:	<input type="text"/>	
Confirm Password:	<input type="password"/>	Your Address*:	<input type="text"/>	
			<input type="text"/>	
		City*:	<input type="text"/>	
		State*:	Illinois <input type="button" value="v"/>	
		Zip*:	<input type="text"/>	
		Primary Phone:	<input type="text"/> <input type="text"/> - <input type="text"/>	
		Alternate Phone:	<input type="text"/> <input type="text"/> - <input type="text"/>	

Email Addresses


Please click the button below to add an email address to this account.

- Usted vera lo siguiente en la pantalla
- Crea un nombre de usuario con un mínimo de 6 letras
- Crea una clave secreta con un mínimo de 4 letras
- Confirma tu clave secreta

- You will see the following screen
- Create a user Name (ex. Curiehs) minimum 6 characters
- Create a password, minimum of 4 characters
- Confirm your password



Formando su cuenta - Setting up your account



Parent Account Signup

Please enter accurate information in the following fields. This information will be compared against student records as a qualification for approval. Items with a * are required. **Please do not use nicknames, but rather your full legal name.**

Username:	<input type="text"/>	*	Your First Name*:	<input type="text"/>	M.I.	<input type="checkbox"/>
Password:	<input type="password"/>	*	Your Last Name*:	<input type="text"/>		
Confirm Password:	<input type="password"/>	*	Your Address*:	<input type="text"/>		
			City*:	<input type="text"/>		
			State*:	Illinois		
			Zip*:	<input type="text"/>		
			Primary Phone:	<input type="text"/>	<input type="text"/>	<input type="text"/>
			Alternate Phone:	<input type="text"/>	<input type="text"/>	<input type="text"/>

Email Addresses

Please click the button below to add an email address to this account.

- Entra tu primer nombre
- Entra tu apellido
- Entra tu dirección actual
- Ciudad
- Estado
- Código postal
- Teléfono primario
- Teléfono alternativo


- Enter your first name
- Your Last name
- Your current address
- City
- State
- Zip Code
- Primary phone number
- Alternative phone number



Formando su cuenta - Setting up your account

- Por favor lea el convenio y oprima los términos de uso
- Oprima el botón de registro en la parte de abajo de la hoja
- Esto lo dejara entrar al Portal para Padres

- Please read the agreement and click the terms of usage
- Click on "Sign Up" button at the bottom of the page
- This will log you into Parent Portal

An illustration of a yellow pencil with a purple eraser and a purple wavy line trailing from its tip, positioned in the upper right corner of the slide.

User Agreement:

To the Parent/Guardian:

CPS provides parents/guardians with internet access to their student's grade information as an optional service which may only be activated by the parent/guardian upon agreeing to the following terms and conditions.

By completing the application for this account, you allow CPS to make your student's grades available to you by means of the Internet on a secure website that is accessible only by a login and password. Only you will be able to see your student's grades. CPS will not make your username/password publicly available.

I agree to the above terms of usage *
(You must check the above box in order to proceed)

[Sign Up](#) | [Cancel](#)

Conectándose al Record del estudiante - Linking to a Student Record



- Vaya a <https://parent.cps.k12.il.us>
- Entre a su cuenta
- Una vez que haya entrado, usted verá lo siguiente en pantalla.

Go to www.parent.cps.k12.il.us
Login to your account
Once you are logged in, you will see the following screen

Welcome to GradeSpeed ParentConnection!

Use the links on the left to view information about your students or to manage your account. Use the dropdown box to select which student you are currently viewing.



Your account currently does not have any students associated with it, or access to students has not yet been approved. Please click below to add students to your account.

[Add a student to my account](#)



Conectándose al Record del estudiante - Linking to a Student Record

- Oprima el "añada un estudiante a mi cuenta"
- Usted será llevado a la siguiente pantalla para añadir a su estudiante.
- Click the link "add a student to my account"
- You will be taken to the following screen to add your student



Student ID:	<input type="text"/>
Student First Name:	<input type="text"/>
Student Last Name:	<input type="text"/>
Student Address:	<input type="text"/>
City:	<input type="text"/>
State:	Illinois <input type="button" value="v"/>
Zip:	<input type="text"/>
Campus:	Select One <input type="button" value="v"/>
Date of Birth:	<input type="text"/>
PIN:	<input type="text"/>
Submit Cancel	

Conectándose al Record del estudiante - Linking to a Student Record



- Necesitara el numero de ID de su estudiante
- Primer nombre y apellido del estudiante
- Dirección actual del estudiante
- Ciudad, Estado, Código Postal
- Campo (Seleccione Marie Sklodowska Curie Metro H.S.)
- Fecha de nacimiento
- Clave-PIN# (Este numero se le dará en la Curie)
- Oprima el botón abajo de la pagina para someter o registrar la información

- You will need your child's Student ID number
- Student's First Name, Last Name
- Student's current home address
- City, State, Zip code
- Campus (Select Marie Sklodowska Curie Metro H.S.)
- Date of Birth
- Pin # (provided by Curie's school staff)
- Click on submit at the bottom of the page



Student ID:	<input type="text"/>
Student First Name:	<input type="text"/>
Student Last Name:	<input type="text"/>
Student Address:	<input type="text"/>
City:	<input type="text"/>
State:	<input type="text" value="Illinois"/>
Zip:	<input type="text"/>
Campus:	<input type="text" value="Select One"/>
Date of Birth:	<input type="text"/>
PIN:	<input type="text"/>
Submit Cancel	

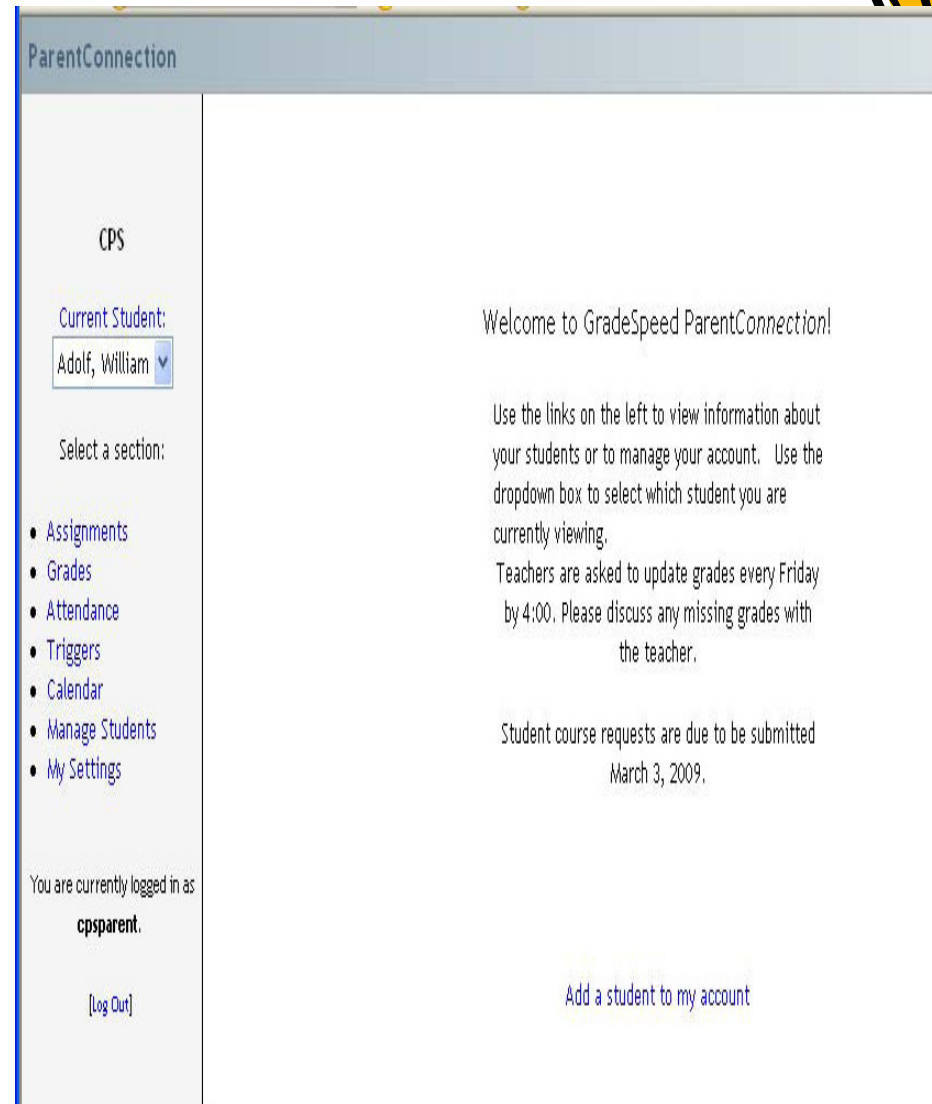
Usando el Portal para Padres - Using Parent Portal

Ahora usted tendrá acceso a

- Tareas, Grados, Asistencia
- Boleta (después del día de recoger calificaciones)
- Alertas
- Calendario
- Manejar los estudiantes
- Mi formato

Now you will have access to

- Assignments, Grades, Attendance
- Report Card (after report card pick up)
- Triggers, Calendar
- Manage Students
- My Settings



ParentConnection

CPS

Current Student:
Adolf, William

Select a section:

- Assignments
- Grades
- Attendance
- Triggers
- Calendar
- Manage Students
- My Settings

You are currently logged in as
cpsparent.

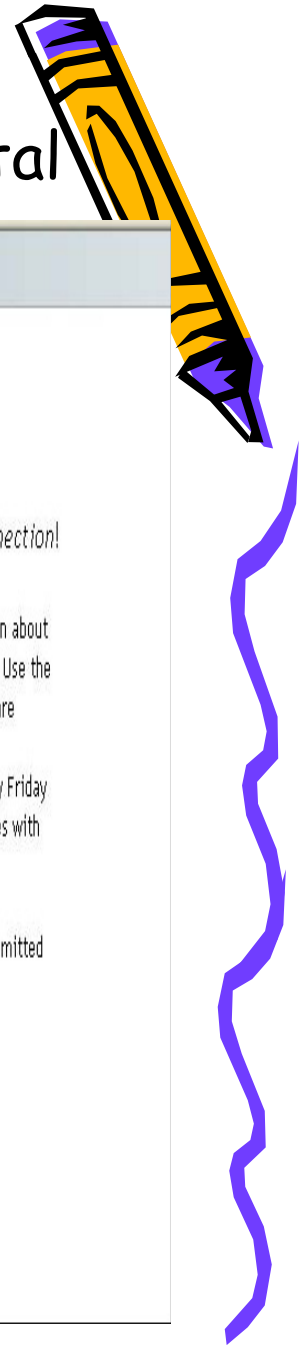
[Log Out]

Welcome to GradeSpeed ParentConnection!

Use the links on the left to view information about your students or to manage your account. Use the dropdown box to select which student you are currently viewing. Teachers are asked to update grades every Friday by 4:00. Please discuss any missing grades with the teacher.

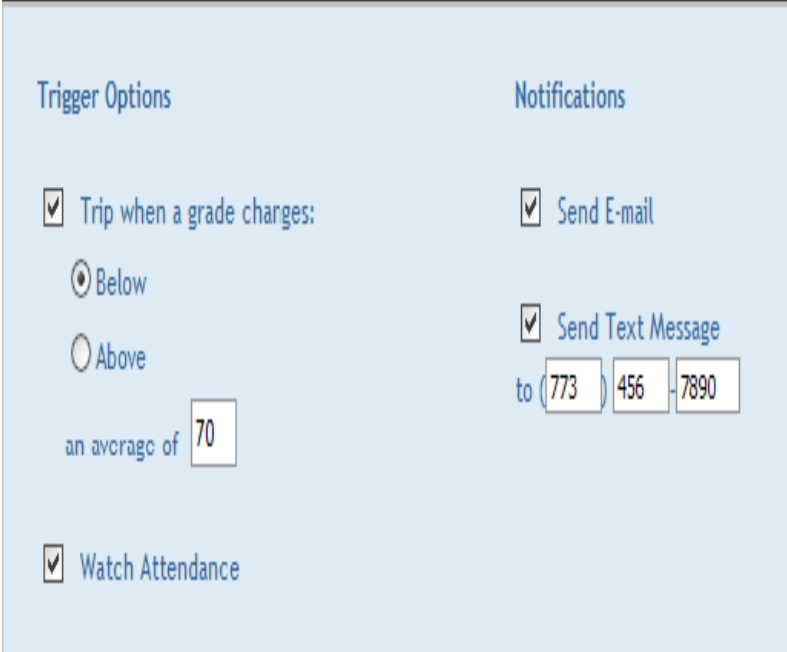
Student course requests are due to be submitted
March 3, 2009.

[Add a student to my account](#)

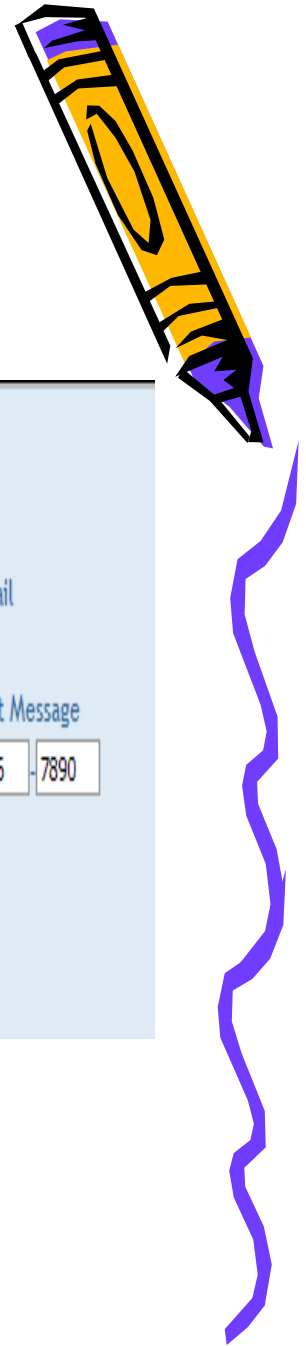


Creando Alertas - Establishing Triggers

- Usted puede crear una alerta que le informara cuando su hijo/a baje de porcentaje o si no asiste a clase.
- Será notificado por correo electrónico o por un mensaje de texto.
- **El sistema le notificara cada dos horas.
- You can create alerts when your child drops below a set percentage or if your son/daughter is not marked present in class
- You will be notified by e-mail and/or by text message.
- **The system will notify you every 2 hours.



Trigger Options	Notifications
<input checked="" type="checkbox"/> Trip when a grade charges:	<input checked="" type="checkbox"/> Send E-mail
<input checked="" type="radio"/> Below	<input checked="" type="checkbox"/> Send Text Message
<input type="radio"/> Above	to <input type="text" value="773"/> <input type="text" value="456"/> <input type="text" value="7890"/>
an average of <input type="text" value="70"/>	
<input checked="" type="checkbox"/> Watch Attendance	



Grados - Grades



Teacher	Notes	Course	Period	Cycle 1	Cycle 2	Sem 1	Cycle 3	Cycle 4	Sem 2
Arthurs, James	Note	ENGLISH 3	1	A					
Bodson, Albert	Note	US HISTORY	2	B					
Brown, John	Note	HEALTH	3						
Annarella, Sergio	Note	NUT & FOOD SCI	4						
Wolfe, William	Note	INT.PHYS.& CHEM	5	C					
Redner, Clifford	Note	ALGEBRA 2	6	C		C			
Larson, Dorothy	Note	ATHLETICS-BOYS	7	A					

- Esta conexión le mostrara un resumen de porcentaje para cada periodo.
- Usted puede oprimir el nombre del maestro y mandarle una nota o un correo electrónico.

- *This link shows a summary of your child's average from each report card period for all classes.
- *You can click on the teacher's name and send them a note or an e-mail

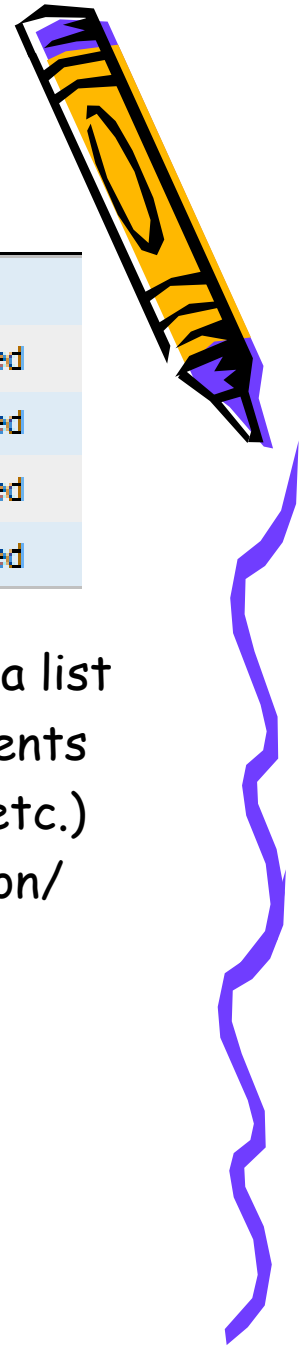


Asistencia - Attendance


Date	Class Period	Description
1/1/2008 (Jan-1)	1	Absent - Excused
1/2/2008 (Jan-2)	1	Absent - Excused
1/3/2008 (Jan-3)	1	Absent - Excused
1/4/2008 (Jan-4)	2	Absent - Excused

- Esta conexión le mostrara una lista de todos los eventos de asistencia (ausencias, tardanzas, etc.) grados de su hijo/a durante el año escolar.

*This link will display a list of all attendance events (absences, tardies, etc.) recorded for your son/daughter during the school year.



Boleta - Report Cards



Student	School	Format
Adolf, William	High School	Adobe Acrobat

- Esta conexión le permitirá ver la boleta de calificaciones para el periodo actual, en línea.

*This link will allow you to view the report card for the current grading period online.

